



 **schmidt**  
a brand of aebi schmidt

# Cirron

Snow plough



The three to five-bladed snow ploughs in the Cirron series are especially designed for demanding clearing of large quantities of snow at medium altitudes. The snow ploughs really come into their own in frequent winter service operations to clear municipal and intercity roads and are suitable for mounting on Unimog, trucks and tractors.

## Highlights

- Form-fit, maintenance-friendly and elastic **polyurethane swing linking arms for better resilience**
- **Robust and light plough**
- Attachment for many different vehicles

## Your benefits

- Due to its **rapid snow clearing abilities**, the Cirron is particularly suitable for use in inner cities.
- Safe driving over obstacles without damaging the snow plough thanks to the **automatic overrun system**.
- **Low-noise clearing** makes it ideal in built-up areas.

We know how important it is that your machines and equipment are always ready to deploy. **Get in touch with us** about our range of tailored services and original spare parts.




## Performance features

### Plough blade

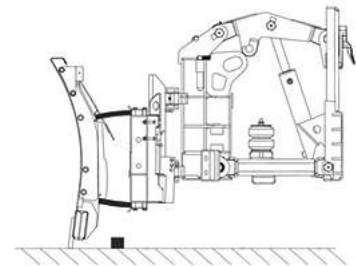
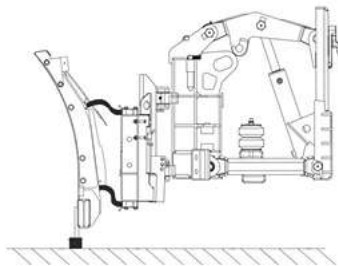
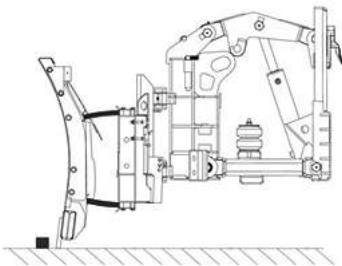
The Cirron has a flat blade shape and, together with a 7° angle of attack of the cutting edge, ensures rapid snow clearing ideal for inner city areas. Blade reinforcement and box design ensure optimum force absorption and transmission. The flexible blade guide and form-fitting polyurethane upper and lower links ensure excellent alignment to the road surface. Each of the blade segments has four pre-tensioned spring links made of elastomer, and can automatically avoid obstacles thus preventing damage to the plough body. The plough shares always remain in clearing position, while the box section design makes the individual shares extremely torsion resistant. All areas of the plough where force is applied have also been specially reinforced.

Plastic bushes in the socket of the slide shoe, the elastomer spring links and the parallelogram links, which are also mounted in plastic, all contribute to the Cirron's extremely smooth running and noise reduction.



### Override security system

The Cirron is equipped with a patented override system that enables safe driving over obstacles without damage for safer operation.



### Cutting edges

#### Steel cutting edge (S)

A multi-purpose, cost optimised solution for aggressive clearing of hard and/or compact snow. Steel cutting edges are resistant to bending and twisting, giving a clean result.

#### Combi cutting edge (size 36 and 50) (C36 / C50)

A more durable cutting edge made of steel, rubber and ceramic. This cutting edge is meant for aggressive snow clearing and can be a good alternative if the steel cutting edge is wearing out too fast. The combination of materials ensures noise and vibration reduction.

#### TUCA SX cutting edge



A state-of-the-art, high performance cutting edge designed for long-term use. The patented Küper Wave Technology uses a curved profile to remove snow without resistance. Separate tungsten holders embedded in rubber and vulcanized between front and rear Hardox 400 steel plate make the TUCA SX incredibly durable.

#### Rubber cutting edge (R)

A good solution for use on innercity roads and speciality properties like parking lots. Due to the flexible and elastic characteristics of rubber, it glides smoothly over the surface. A rubber cutting edge is especially efficient when clearing snow slush.

#### GK 5 cutting edge (GK 7)

A GK cutting edge allows for more efficient snow slush clearing with longer service life and less friction. This cutting edge is made of steel, rubber and corundum and is therefore more aggressive than a rubber cutting edge.



### Lifting and angling system

The three-point lift with automatic transverse tilt compensation enables the plough to be raised and lowered accurately and straight. A swing device moves the plough automatically between working and transport positions. The hydraulic lift and swivel cylinders of the lifting system are made of stainless steel piston rod for improved resistance. The highly efficient angling system allows the blade to be switched to either 32° or 36° thanks to two swivel cylinders - even while the Cirron is in operation.

### Working support device

Castor wheels extend a life time of cutting edges and let to smoother override an obstacles. Castor wheels or sliding shoes is an essential option to provide proper function of the overloading protection.



### Kerb deflectors

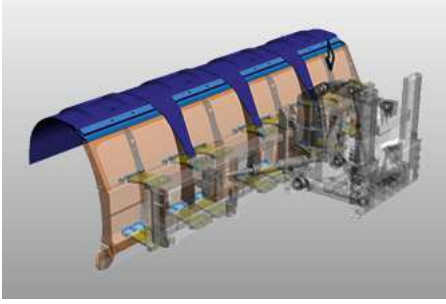
Kerb deflectors prevent the plough body from grinding off kerbstones and edges when clearing inner city areas.



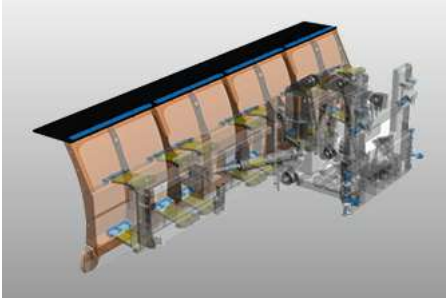
### Snow deflector

A snow deflector prevents poor visibility due to snow swirling up to the windscreen of the vehicle. There are three variants to choose from.

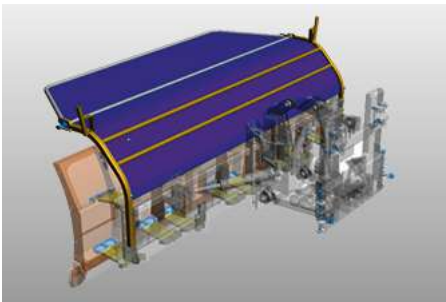
1. an elastic snow deflector made of polyurethane, suitable for all kind of snow. Due to its patented joint covers, it prevents slush from getting between the blades.



2. a snow dust cover made of rubber. The ideal solution for semi-professional use.



3. an adjustable snow deflector made of cloth. This version is particularly suitable for powder snow and high speeds. A combination with the polyurethane or rubber snow deflector is possible.



## Mounting

The Cirron series can be mounted on different vehicle plates thanks to the height-adjustable equipment plate and can be attached to vehicle plates according to DIN Form A or B. It is also possible to adapt the 3-point hitch to tractor.

## Options

- Steel or polyurethane blade enlargement
- Warning marks, warning flags or LumiFog
- LED marker lights
- Additional headlight

## Gallery



## **Related products**

### **Tarron Compact**

Snow plough



### **Tarron**

Snow plough



### **PV**

Snow plough





Trust in our many years of uniquely diverse experience. **Get in touch with us.** We'll find the right solution for your specific challenge.

## Technical data

	Cirron SL 27	Cirron SL 30	Cirron SL 32
<b>Construction</b>			
Number of blades	3	4	4
<b>Dimensions</b>			
Plough height	930 mm	930 mm	930 mm
Length at cutting edge	2,700 mm	3,000 mm	3,200 mm
Clearing width	2,290 mm at 32° 2,180 mm at 36°	2,540 mm at 32° 2,430 mm at 36°	2,710 mm at 32° 2,590 mm at 36°
<b>Weights</b>			
Approx. weight with steel cutting edges	700 kg	755 kg	775 kg
	Cirron SL 34	Cirron SL 36	Cirron SL 40
<b>Construction</b>			
Number of blades	4	4	5
<b>Dimensions</b>			
Plough height	930 mm	930 mm	930 mm
Length at cutting edge	3,400 mm	3,600 mm	4,000 mm
Clearing width	2,880 mm at 32° 2,750 mm at 36°	3,050 mm at 32° 2,910 mm at 36°	3,390 mm at 32° 3,240 mm at 36°
<b>Weights</b>			
Approx. weight with steel cutting edges	805 kg	860 kg	965 kg



© Aebi Schmidt Group  
www.aebi-schmidt.com

Aebi Schmidt Holding AG  
CH-8050 Zurich, Switzerland

All rights reserved. Technical data is subject to change.  
Illustrations are not binding. Errors and amendments excepted.

Document created on 26 FEB 2024

